



NATIONAL BUREAU OF STATISTICS

Premium Motor Spirit (Petrol) Price Watch

(SEPTEMBER 2025)

Report Date: OCTOBER 2025

Data Source: National Bureau of Statistics (NBS)

CONTENT

Methodology	3
Executive Summary	4
Average PMS Prices Across States	5
Average PMS Prices Across Zones	6
12 Months Average Prices	7
Appendix	8
Contact	9



METHODOLOGY

The data collection was conducted in sample outlets spread across 774 local government areas in all the 36 states and the FCT, Abuja. The data was collected from over 10,000 respondents located in the outlets. The estimates were derived from the weights generated from household expenditure on fuel and the actual prices households bought those fuels. This data collection exercise was done by over 700 NBS staff in all the states and the FCT and were closely monitored by quality control officers with sophisticated monitoring guidelines. The average prices are reported for each state and the FCT, Abuja accordingly.


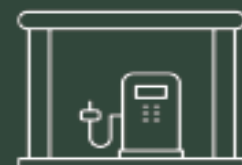
EXECUTIVE SUMMARY

The average retail price paid by consumers for Premium Motor Spirit (Petrol) for September 2025 was ₦970.59, indicating a 5.81% decrease compared to the value recorded in September 2024 (₦1030.46). Likewise, comparing the average price value with that of the previous month (i.e., August 2025), the average retail price decreased by 1.79% from ₦988.25

On State profile analysis, Benue State had the highest average retail price for Premium Motor Spirit (Petrol), at ₦1096.97. Ebonyi and Borno States were next, with ₦1055.09 and ₦1045.00, respectively. Conversely, Ekiti, Oyo and Edo States had the lowest average retail prices for Premium Motor Spirit (Petrol), at ₦901.23, ₦912.23, and ₦920.91, respectively. Lastly, on the Zonal profile, the South East Zone had the highest average retail price of ₦1006.34, while the South West Zone had the lowest price of ₦935.73.

PREMIUM MOTOR SPIRIT (PETROL) PRICE WATCH - SEPTEMBER 2025

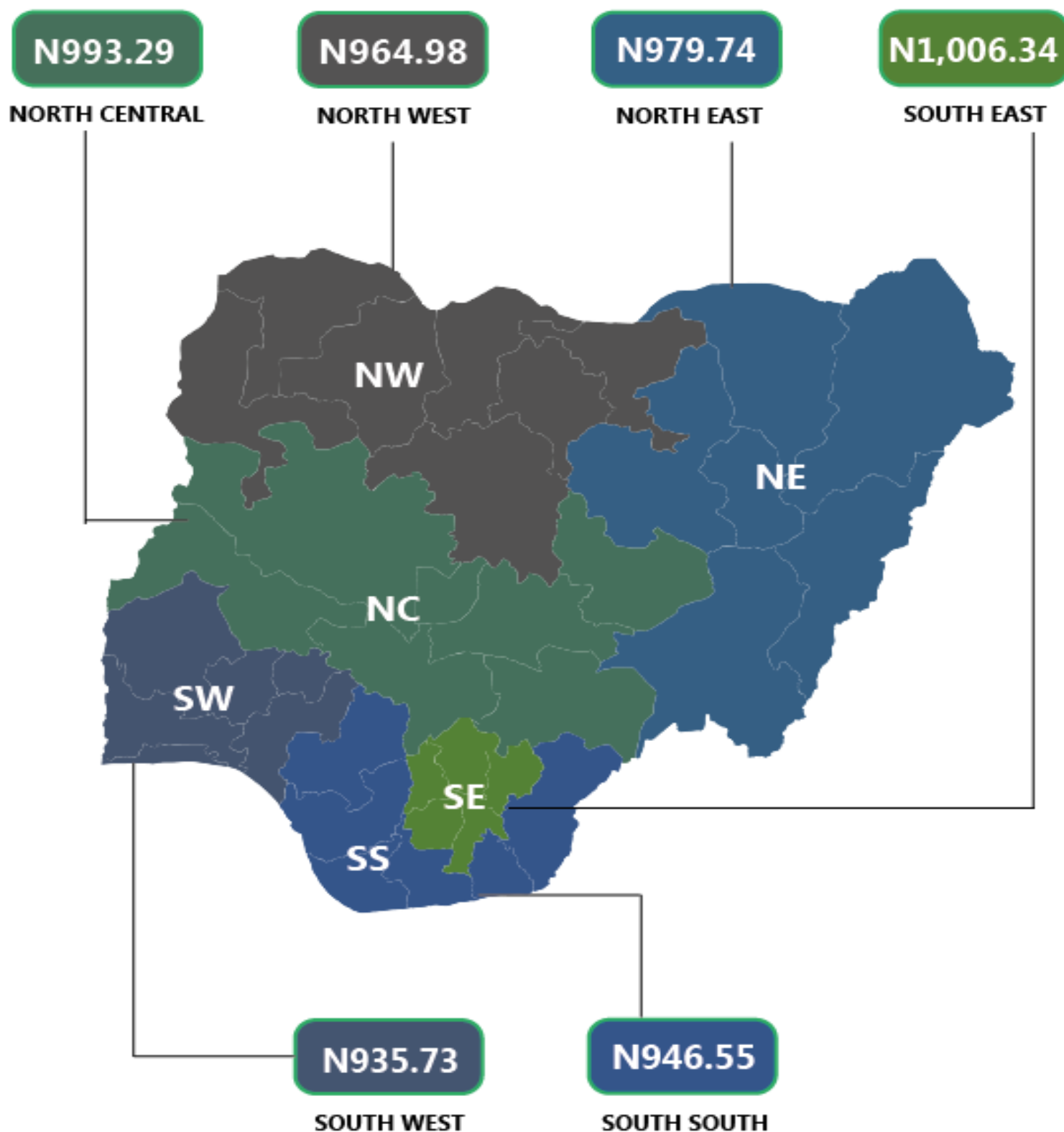
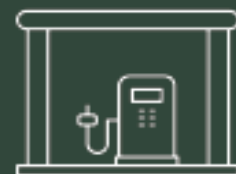
Average PMS Prices Across States



STATES WITH THE HIGHEST AVERAGE PRICES		STATES WITH THE LOWEST AVERAGE PRICES	
BENUE	N1,096.97	EKITI	N901.23
EBONYI	N1,055.09	OYO	N912.23
BORNO	N1,045.00	EDO	N920.91

PREMIUM MOTOR SPIRIT (PETROL) PRICE WATCH - SEPTEMBER 2025

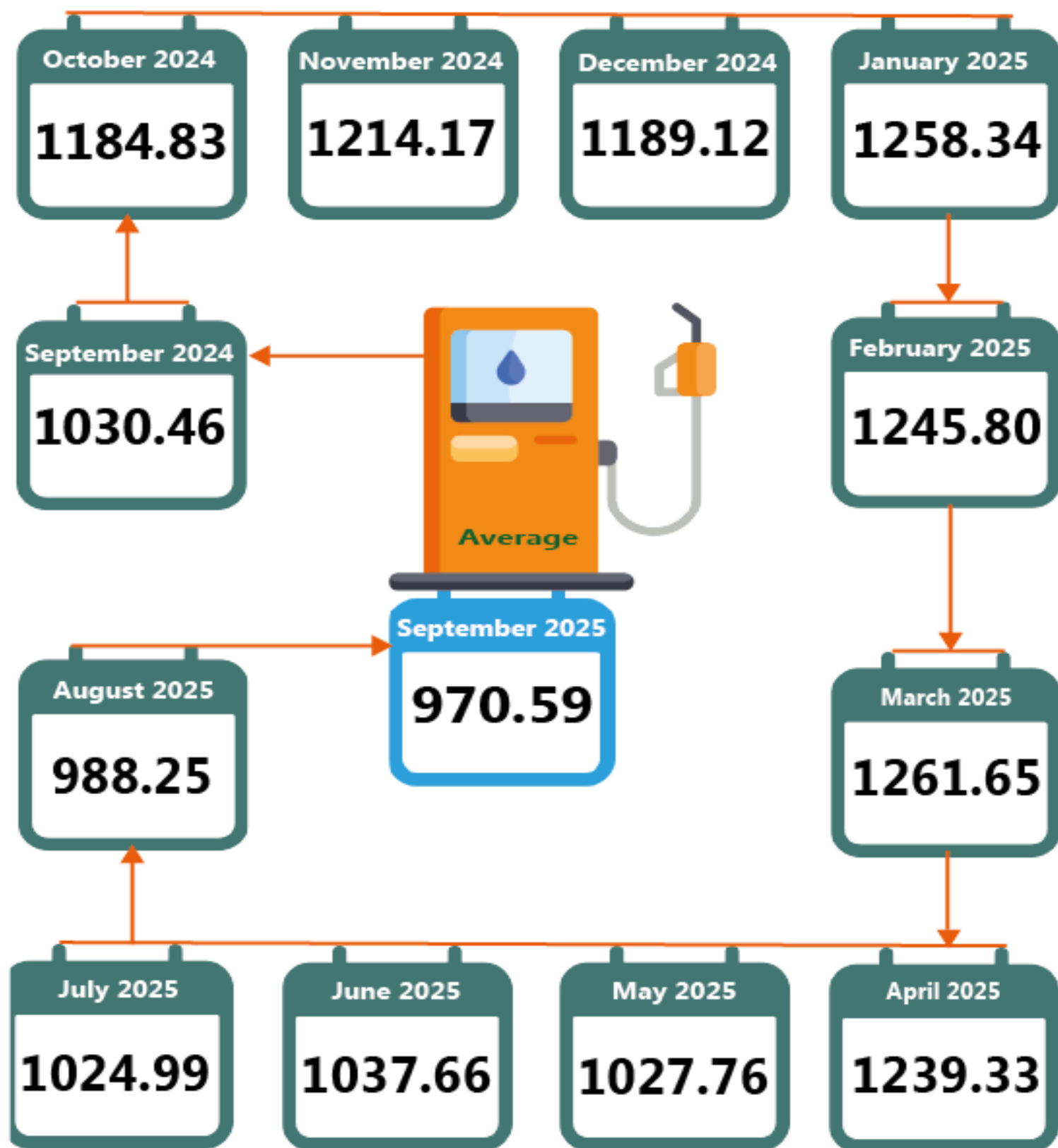
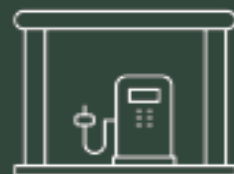
Average PMS Prices Across Zones



PREMIUM MOTOR SPIRIT (PETROL) PRICE WATCH

- SEPTEMBER 2025

12 Months Average Prices



APPENDIX

	Sep-24	Aug-25	Sep-25	MoM	YoY
NORTH CENTRAL	1035.67	1009.93	993.29	-1.65	-4.09
Abuja	1025.00	1009.92	962.69	-4.68	-6.08
Benue	1032.88	1031.53	1096.97	6.34	6.20
Kogi	1063.09	1014.69	963.96	-5.00	-9.33
Kwara	1045.44	933.59	923.65	-1.07	-11.65
Nasarawa	1016.19	965.92	984.95	1.97	-3.07
Niger	993.89	1037.81	1006.86	-2.98	1.30
Plateau	1073.18	1076.06	1014.00	-5.77	-5.51
NORTH EAST	1014.55	1016.22	979.74	-3.59	-3.43
Adamawa	1082.50	1025.26	995.10	-2.94	-8.07
Bauchi	1043.91	977.35	956.29	-2.15	-8.39
Borno	1004.09	1145.50	1045.00	-8.77	4.07
Gombe	990.00	980.96	959.12	-2.23	-3.12
Taraba	1027.44	953.40	934.02	-2.03	-9.09
Yobe	939.38	1014.86	988.94	-2.55	5.28
NORTH WEST	1036.52	977.69	964.98	-1.30	-6.90
Jigawa	1063.33	979.66	956.69	-2.34	-10.03
Kaduna	1074.62	943.33	942.43	-0.10	-12.30
Kano	1051.20	959.52	939.56	-2.08	-10.62
Katsina	1096.15	988.27	982.54	-0.58	-10.36
Kebbi	986.67	946.96	942.76	-0.44	-4.45
Sokoto	961.67	1032.68	1023.39	-0.90	6.42
Zamfara	1022.00	993.38	967.49	-2.61	-5.33
SOUTH EAST	1035.37	1024.73	1006.34	-1.79	-2.80
Abia	1009.00	975.00	1000.25	2.59	-0.87
Anambra	1084.16	1055.27	989.02	-6.28	-8.78
Ebonyi	1090.94	1059.95	1055.09	-0.46	-3.29
Enugu	990.09	1011.90	1000.03	-1.17	1.00
Imo	1002.69	1021.52	987.30	-3.35	-1.54
SOUTH SOUTH	1034.79	965.44	946.55	-1.96	-8.53
Akwa Ibom	1085.71	973.51	957.14	-1.68	-11.84
Bayelsa	1002.73	973.10	929.06	-4.53	-7.35
Cross River	1005.56	998.53	964.11	-3.45	-4.12
Delta	1007.27	951.37	927.72	-2.49	-7.90
Edo	1062.50	920.82	920.91	0.01	-13.33
Rivers	1045.00	975.30	980.36	0.52	-6.19
SOUTH WEST	1024.81	838.41	1024.81	22.23	0.00
Ekiti	1039.33	924.25	901.23	-2.49	-13.29
Lagos	1000.48	983.05	958.38	-2.51	-4.21
Ogun	1016.92	930.09	946.70	1.79	-6.91
Ondo	1006.67	921.41	962.68	4.48	-4.37
Osun	1009.38	926.55	933.18	0.72	-7.55
Oyo	1076.11	953.14	912.23	-4.29	-15.23
Grand Total	1030.46	988.25	970.59	-1.79	-5.81

CONTACT



National Bureau of Statistics

Head Office
No. 1, Wole Olanipekun Street,
Formerly, Plot 762, Independence Avenue,
Off Constitution Avenue,
CBD, Abuja, F.C.T.

Bonaventure Nwosu

Information Desk
Head, Communication and Public Relations
Department (C&PRD)
Phone +2348033109882
bnwosu@nigerianstat.gov.ng

Moses Mathew

Statistical Information Officer
Department (C&PRD)
Phone +2347069071157
matmoses@nigerianstat.gov.ng



@nbs_nigeria



NBSNIGERIA



Nbs_nigeria

